

# Monthly report BKB Anlagelösung Wachstum (CHF) B

## Fund description

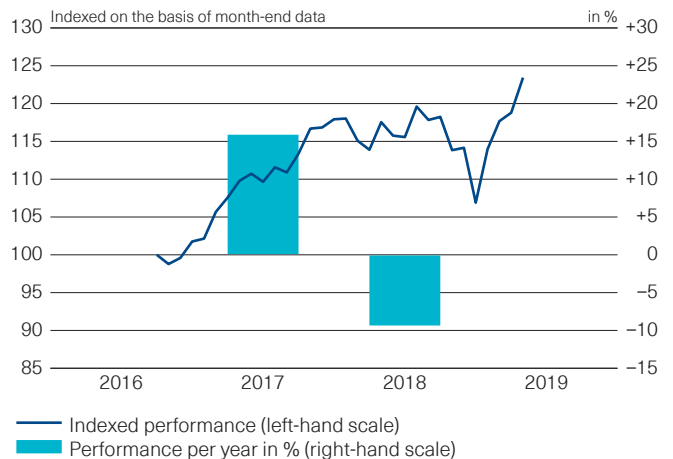
The fund invests the fund assets mainly in other collective investment schemes that in turn invest mostly in assets denominated in Swiss francs.

The investment goal of the BKB Anlagelösung – Wachstum is principally to achieve a long-term increase in capital through capital gains, supplemented by interest income from the reduced share of bond investments in line with the risk profile.

The investment is suitable for investors who

- mainly wish to profit from gains in share prices,
- are dependent only to a limited extent on regular income from bonds,
- are looking at a long-term investment horizon,
- are prepared to accept large price fluctuations,
- are also prepared to invest a part in foreign currencies.

## Performance (share class B; basis CHF, net of fees)<sup>1</sup>



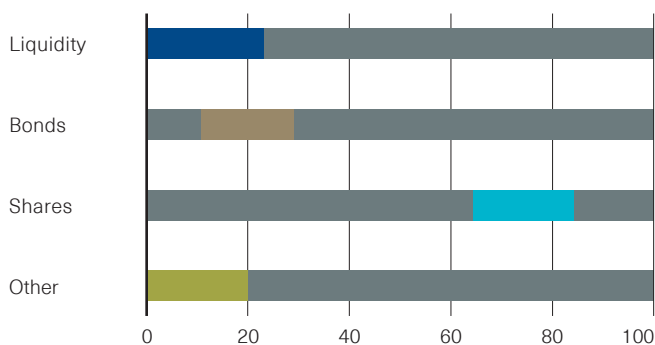
in %	2015	2016	2017	2018	2019	LTD <sup>3</sup>	3 years	Ø p.a.
B	n.a.	n.a.	15.87	-9.35	15.47	23.16	n.a.	n.a.

<sup>1</sup> These figures refer to the past. Past performance is not a reliable indicator of future results. The performance shown does not take account of any commissions and costs charged when subscribing to and redeeming units. Source for all data and charts (if not indicated otherwise): UBS Asset Management

<sup>2</sup> YTD: year-to-date (since beginning of the year)

<sup>3</sup> LTD: launch-to-date

## The investments are within the following ranges (in %):



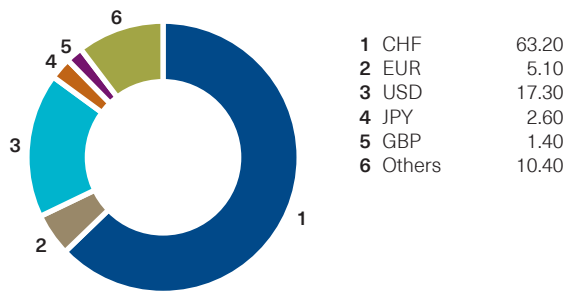
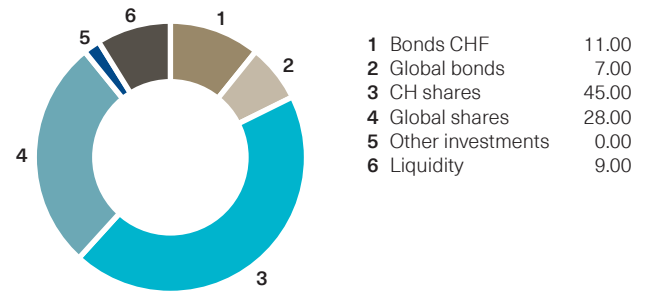
Name of fund	BKB Anlagelösung – Wachstum (CHF)
Currency of fund	CHF
Currency of share class	CHF
Accounting year end	31 December
Issue/redemption	daily

## Share class details

B	
Net asset value (CHF, 30.04.2019)	121.52
Last 12 months (CHF)	- high 121.52
	- low 105.75
Share class assets (CHF m)	47.75
Management fee p.a.	0.97%
Total expense ratio (TER) p.a.	1.19% <sup>1</sup>

<sup>1</sup> as at 30.06.2018

B	
Securities number	33 029 438
ISIN	CH0330294387
Launch date	19.09.2016

**Breakdown by currencies (in %)**

**Breakdown by investment instruments (in %)**

**Key benefits**

- The weightings of the various asset classes are maintained within specific ranges in order to take account of the investor's risk profile.
- Investment decisions are made and implemented in accordance with current market circumstances and by experienced investment experts. Thanks to the best-in-class approach investments are made in the best products on the market and independently of distribution partners.

**Risks**

- Investments are associated, in particular, with the risk of fluctuations in value and returns.
- The fund may use derivatives, which can reduce investment risks or give rise to additional risks (including counterparty risk).
- Each fund has specific risks. A comprehensive and detailed description of these risks can be found in the prospectus.

**Portfolio note**

Equity markets developed positively again in the month of April. Thus, international equity markets gained in value now for the fourth month in a row. We are continuing to hold the share of equities slightly underweighted, as we believe much of the positive developments are already reflected into current equity prices. This is especially true regarding the hopes for a settlement of the trade conflict between China and the USA.

Investments in U.S. technology companies developed favourably again during the reporting month and have demonstrated very positive performance since the beginning of the year.

After the interest rate decline during the 1st quarter of 2019, Swiss interest rates increased again slightly in April. For this reason, CHF bond investments lost somewhat in value. We continue to be underweighted in this investment class.

Our funds in emerging market and U.S. corporate bonds developed positively in the month under review and have been able to appreciate in value so far this year.

**Performance in % (net of fees, basis CHF)<sup>1</sup>**

in %	2015	2016	2017	2018	2019 YTD <sup>3</sup>	LTD <sup>2</sup>	1 year	2 years	3 years	10 years	Ø p.a. 2 years
B	n.a.	n.a.	15.87	-9.35	15.47	23.16	5.01	12.43	n.a.	n.a.	6.03

<sup>1</sup> These figures refer to the past. Past performance is not a reliable indicator of future results. The performance shown does not take account of any commissions and costs charged when subscribing to and redeeming units. Source for all data and charts (if not indicated otherwise): UBS Asset Management

<sup>2</sup> LTD: launch-to-date

<sup>3</sup> YTD: year-to-date (since beginning of the year)

This document was prepared by UBS Fund Management (Switzerland) AG on behalf of Basler Kantonalbank (BKB). There is no warranty for its content and no liability for losses that arise from the use of this information. The document is solely for information purposes and use by the recipient. It represents neither an offer nor a recommendation to buy or sell financial instruments or bank services, and it does not release the recipient from using his or her own judgment. This document may not be reproduced in full or in part without permission. It is expressly not intended for persons whose nationality or domicile prohibit access to such information as a result of the applicable legislation. In particular, neither this document nor copies of it may be sent or taken to the US or distributed in or to US persons (pursuant to Regulation S of the US Securities Act of 1933, as amended). Investments are associated with risks, including fluctuations in value and returns. Past performance is not a reliable indicator of future results. The performance shown does not take account of any commissions and costs charged when subscribing to and redeeming fund units. Commissions and costs have a negative impact on performance. Fund units may only be acquired on the basis of the latest prospectus and fund contract, the Key Investor Information Document (KIID) and the latest annual report (or semi-annual report, if this is more recent). These documents contain more comprehensive and detailed information about the risks, fees, costs and expenses that are borne by investors and should therefore be read carefully before making an investment. The prospectus and fund contract, the Key Investor Information Document (KIID), and the annual or semi-annual report can be obtained free of charge from Basler Kantonalbank or from UBS Fund Management (Switzerland) AG, P.O. Box, CH 4002 Basel.

Copyright © 2019 Basler Kantonalbank (BKB). All rights reserved.